

OTI CAP BOARDS INSTALLATION INSTRUCTIONS

SINGLE STACK PIER

Patent #D517,702

1. Install ABS Base Pads or other approved footings per manufacturer's instructions and/or Authority having jurisdiction.
2. Center the 8x8x16 nominal CMU on top of footing (verify that the footing is level). When building an I-Beam support pier, the long dimension of the CMU shall be placed perpendicular to the I-Beam. When used as a perimeter pier, install the CMU with the long dimension parallel to the perimeter rail.
3. Place the model # OTI CB2 (ribbed side down) or a 4x8x16 nominal concrete cap block centered on top of the CMU.
4. If a gap exists between the top of the pier and main beam it may be filled with additional ABS Cap Boards (stacked two (2) high in any combination), or other approved cap boards, keeping all "like" materials together, and/or with Part # 2410 (Oliver Technologies, Inc. ABS Wedges) or equivalent approved wedges.

DOUBLE STACK PIER

1. Install ABS Base Pads or other approved footings per manufacturer's instructions and/or Authority having jurisdiction.
2. Double stack the open-celled CMUs so that each course is perpendicular to the previous course and is positioned to set the pier cap perpendicular to the frame.
3. The pier cap shall consist of two (2) OTI CB2's (ribbed side down), or two (2) 4x8x16 nominal concrete cap blocks placed next to each other and centered over the CMUs. Other approved materials (per local jurisdiction) may also be used.
4. Any gap that occurs between the top of the pier and the main beam may be filled with additional cap boards. Keeping all "like" materials together; ABS Cap Boards may be stacked two (2) high in any combination, other cap boards of various approved materials may be substituted (i.e. wood, concrete or steel) and/or with part # 2410 (Oliver Technologies, Inc., ABS Wedges) or equivalent approved wedges.

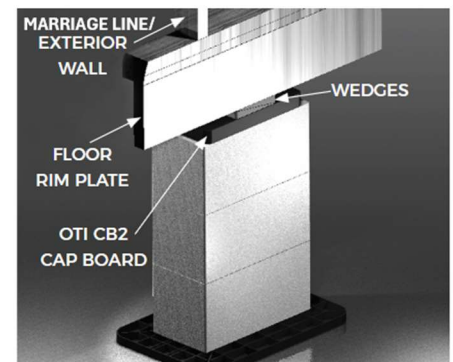
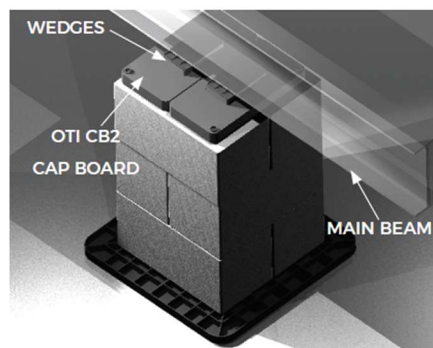
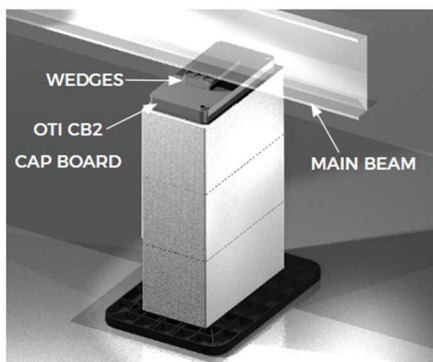
1" x 8" x 16" OTI CB1 OTI Cap Board 1 x 8 x 16 Nominal

2" x 8" x 16" OTI CB2 OTI Cap Board 2 x 8 x 16 Nominal

NOTES

1. CMUs shall be manufactured in conformance with ASTM C 90.
2. OTI Cap Boards may be used in conjunction with other approved pier products.
3. Plastic or wood must always be used as a cushion between concrete and I-Beam.
4. Single stack OTI Cap Boards are rated for a maximum of 8,000 lbs.
5. Two (2) OTI Cap Boards installed side by side or interlocked are rated for a maximum 16,000 lbs.
6. All 8x8x16 CMUs shall be installed with vertical open cells.
7. The ABS capboards are only to be installed in accordance with these instructions.

Installation	Maximum Component Load (lbf)
One or Two Stacked ABS Capboards	8,000
Two Stacked ABS Pier Capboards Stacked Parallel	16,000



* Concrete blocks are only rated at 8000 pounds. 8001 pounds or more must be double stacked.