



OTI CAP BOARDS INSTALLATION INSTRUCTIONS

Note: ALL PIER MATERIALS: CONCRETE MASONRY UNITS (CMU), CAPS AND WEDGES ARE OF NOMINAL DIMENSIONS

PART # 1055-25 Model #OTI CB1 Description - OTI Cap Board 1 x 8 x 16 Nominal
PART # 1055-24 Model #OTI CB2 Description - OTI Cap Board 2 x 8 x 16 Nominal

SINGLE STACK PIER


1. Install ABS Base Pads or other approved footings per manufacturer's instructions and/ or Authority having jurisdiction.
2. Center and level the 8x8x16 CMU on top of footing. When building an I-Beam support pier, the long dimension of the CMU shall be placed perpendicular to the I-Beam. When it is used as a perimeter pier, install the CMU with the long dimension parallel to the perimeter rail.
3. Place the model # OTI CB2 (ribbed side down) or a 4x8x16 concrete cap block centered on top of the CMU.
4. If a gap exists between the top of the pier and main beam it may be filled with additional ABS Cap Boards (stacked two (2) high in any combination), or other approved cap boards, keeping all "like" materials together, and/or with Part # 2410 (Oliver Technologies, Inc. ABS Wedges) or equivalent approved wedges.

DOUBLE STACK PIER

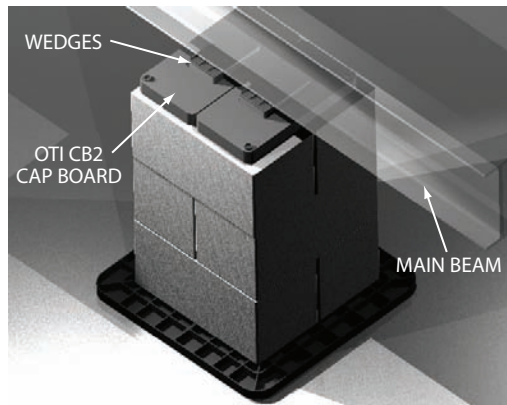
1. Install ABS Base Pads or other approved footings per manufacturer's instructions and/ or Authority having jurisdiction.
2. Double stack the open celled CMUs so that each course is perpendicular to the previous course and is positioned to set the pier cap perpendicular to the frame.
3. The pier cap shall consist of two (2) OTI CB2's (ribbed side down), or two (2) 4x8x16 nominal concrete cap blocks placed next to each other and centered over the CMUs. Other approved materials (per local jurisdiction) may also be used.
4. If a gap exists between the top of the pier and the main beam, it may be filled with additional cap boards. Keeping all "like" materials together; ABS Cap Boards may be stacked two (2) high in any combination, other cap boards of various approved materials may be substituted (i.e. wood, concrete or steel) and/or with part # 2410 (Oliver Technologies, Inc., ABS Wedges) or equivalent approved wedges.

NOTES:


1. CMUs shall be manufactured in conformance with ASTM C 90.
2. OTI Cap Boards may be used in conjunction with other approved pier products.
3. Plastic or wood must always be used as a cushion between concrete and I-Beam.
4. Single stack OTI Cap Boards are rated for a maximum of 8,000 lbs.
5. Two (2) OTI Cap Boards installed side by side or interlocked are rated for a maximum 16,000 lbs.
6. All 8x8x16 CMUs shall be installed with open cells vertical.
7. Florida only: double stack piers must be capped with two (2) 4" x 8" x 16" or one (1) 4" x 16" x 16" concrete cap blocks, ABS Cap Boards and wedges may fill remaining voids.



SINGLE STACK PIER



DOUBLE STACK PIER



PERIMETER STACK PIER